



Järna Festival Academy

DU SKÖNA ♡♡♡ VÄRLD  
JULI 17-25

# Zoom tips

- for a better festival experience

SOMMARENS STÖRSTA  
DIGITALA MUSIKFESTIVAL

# Livestream or zoom?

- it's up to you to chose

On the website <https://jarnafestivalacademy.com/sv/hem/> during each introduction, you will find both a link to the live broadcast via Youtube and Zoom, see picture to the right.

At zoom, you as a festival visitor can first listen to pre-talk with interviews and an introduction to today's theme. Then, during the concert itself, you can jump between musicians' own cameras to be able to be in the middle of the ensemble during their various performances. You will also be able to mingle in the foyer with the help of a "humatar" during the break and then join in the after-talk with the artists after the concert.

The screenshot displays the Jarna Festival Academy website interface. On the left, under the heading 'INTRODUKTION' by Camilla Lundberg & Sara Parkman, there is a portrait of Camilla Lundberg. Below this, a section titled 'OM EVENEMÅNGET' provides details about the event, including a description of the pre-talk and a Zoom link. A blue arrow points from the Zoom link text to the Zoom URL at the bottom. On the right, under the heading 'TEMATISK ÖPPNINGSKONSERT (O)NATURLIGA VARIATIONER', there is an abstract image of a violinist. Below this, a section titled 'OM EVENEMÅNGET' provides details about the concert, including a description of the program and a YouTube link. A blue arrow points from the YouTube link text to the YouTube video player.

**INTRODUKTION**  
CAMILLA LUNDBERG & SARA PARKMAN  
18:15  
Livestreaming på YouTube och Zoom  
ZOOM evenemang

**TEMATISK ÖPPNINGSKONSERT**  
(O)NATURLIGA VARIATIONER  
19:00  
Livestreaming på YouTube och Zoom  
ZOOM evenemang

**OM EVENEMÅNGET**  
Sändningen startar kl 19 den 17 juli

**TEMATISK ÖPPNINGSKONSERT (O)NAT...**  
Titta senare Dela

**OM EVENEMÅNGET**  
Camilla Lundberg introducerar kvällen med en introduktion till temat: Mänskans påverkan på naturen.  
Joel Holmdahl är en småskalig bonde som förvaltar och gärdar Rinkenstorp i norra Örebro län. Genom samarbetsengagemang driver Joel på för en hållbar samhälle som bygger på andra värden än evig tillväxt och maximalt utnyttjande av naturen.

**UPPLEV KONSERTEN VIA ZOOM**  
Här kan du först lyssna på försmak med intervjuer och introduktion av dagens tema. Sedan kan du under själva konserten hoppa mellan musikernas egna kameror för att kunna vara mitt i ensemblen under deras olika insatser. Du kan också mingla i foajén i pausen (och kanske träffa några av de som är med en stund) och sedan vara med på eftersmak med artisterna efter konserten.  
<https://us12.web.zoom.us/j/89757079370>


**L. van Beethoven** Symfoni nr 6: Pastorsymfoni  
Allegro ma non troppo (Etwachen heterer: Empfindungen bei der Ankunft auf dem Lande)  
Opus 68: Grosse Fugue – Adagio, Adagio  
Maurice Stravinsky: Le Sacre du Printemps  
Korsett – Violoncello



# Prepare yourself before your visit to the festival

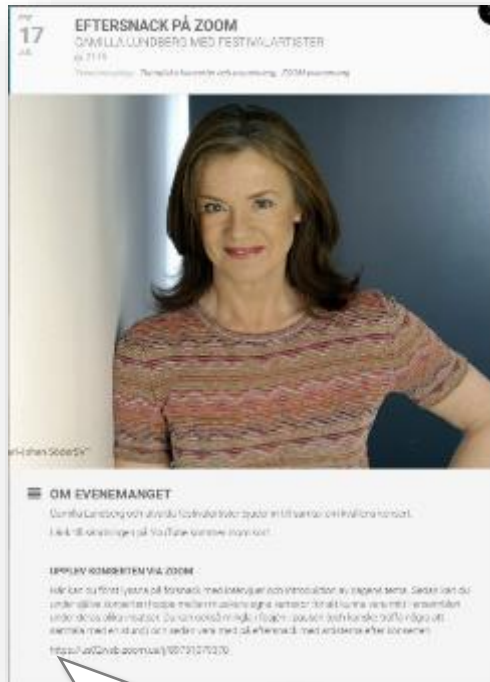
You preferably install the zoom software on your computer beforehand by clicking on the link:  
<https://zoom.us/test>

On a mobile or tablet, you have to install the zoom app before tapping the zoom link.

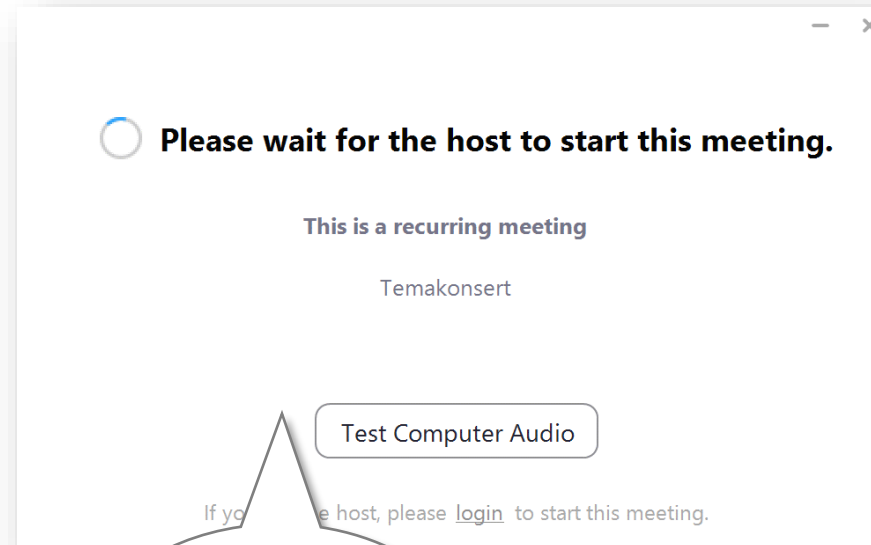


# How to log in to zoom from different devices

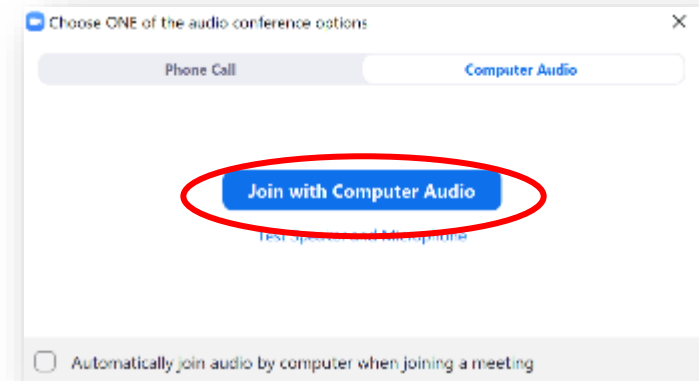
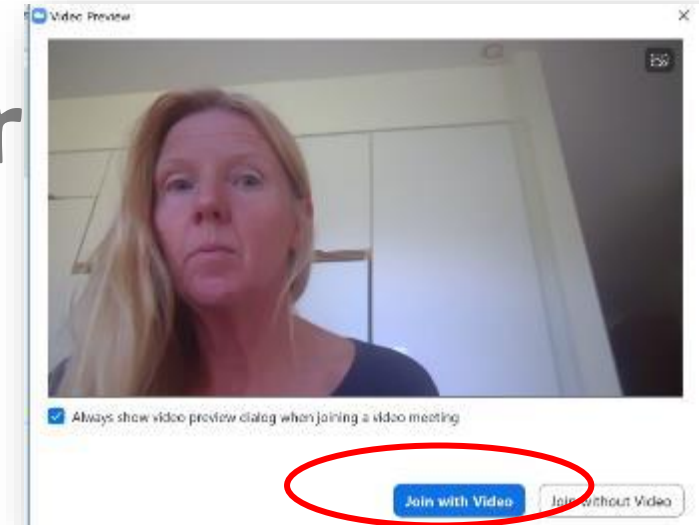
# Connect to zoom via a computer



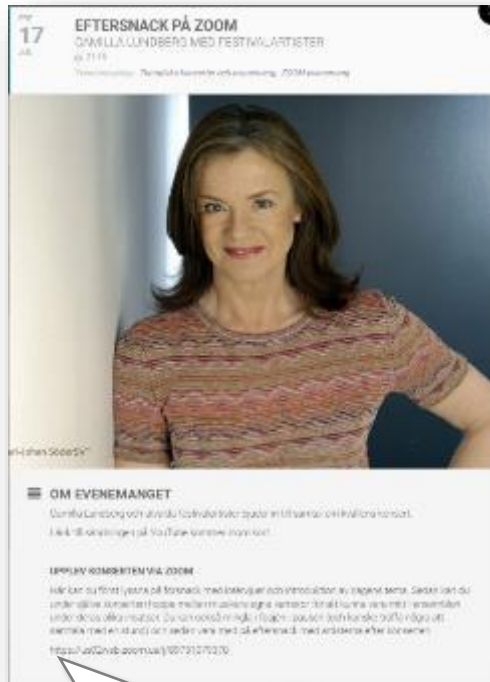
Click on the links in the program.



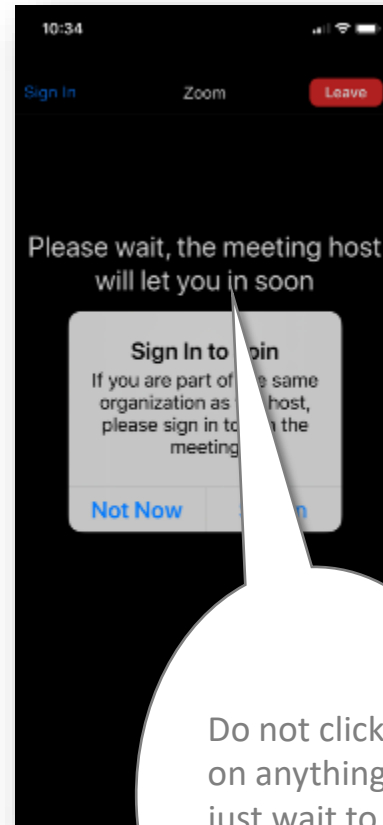
Just wait to get let in



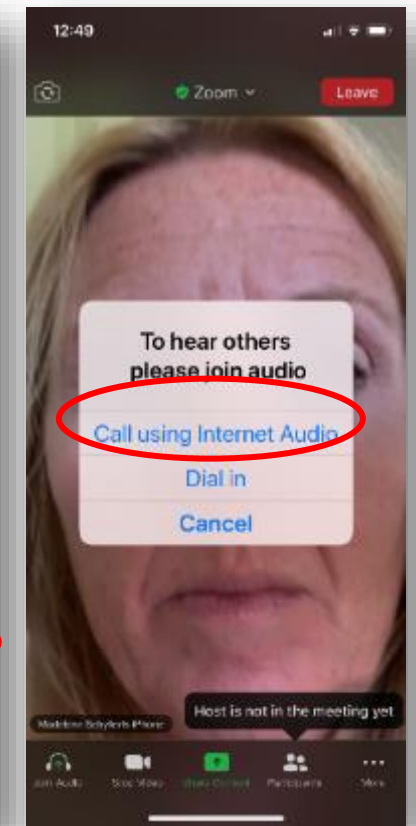
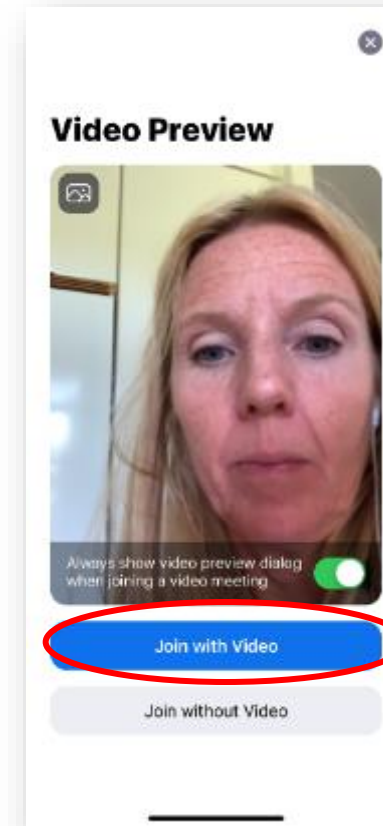
# Connect to zoom via a mobile or tablet



Click on the zoom link in the program



Do not click on anything! just wait to be admitted.



# Tips and tricks for a better participant experience via zoom

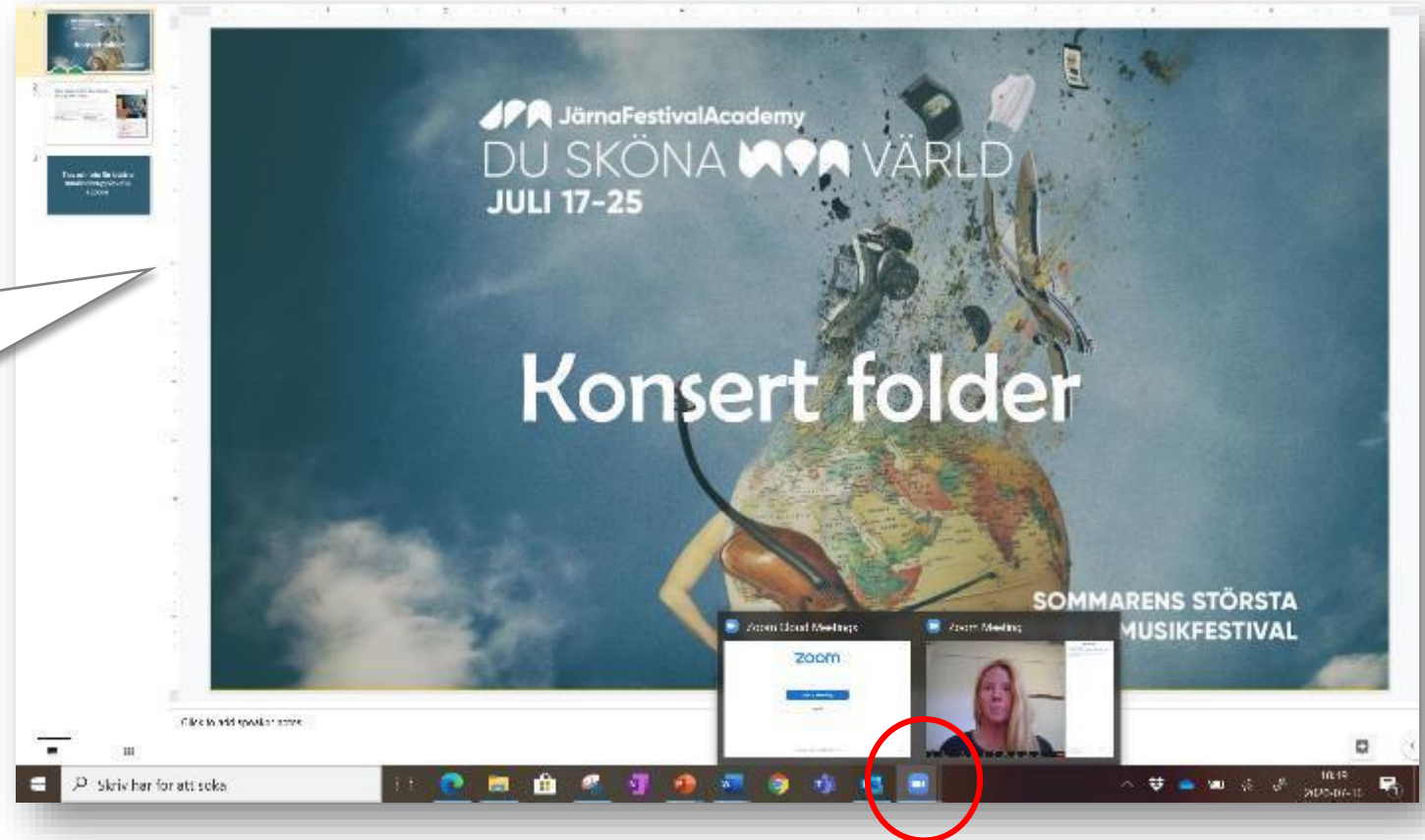
# Jump between the folder and zoom on your computer



You can minimize the window that shows the Folder when you have finished reading. If you have a Mac, click the yellow button on the left edge.

Or

Click the Zoom symbol in the activity list.

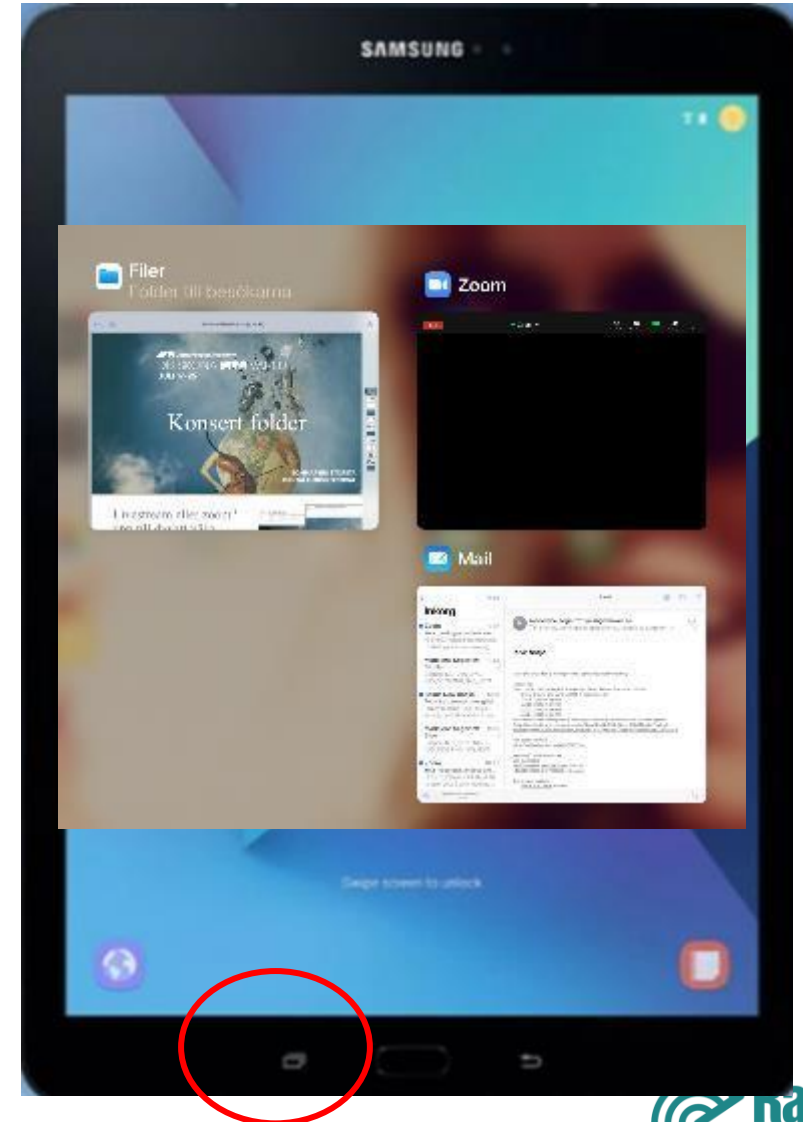
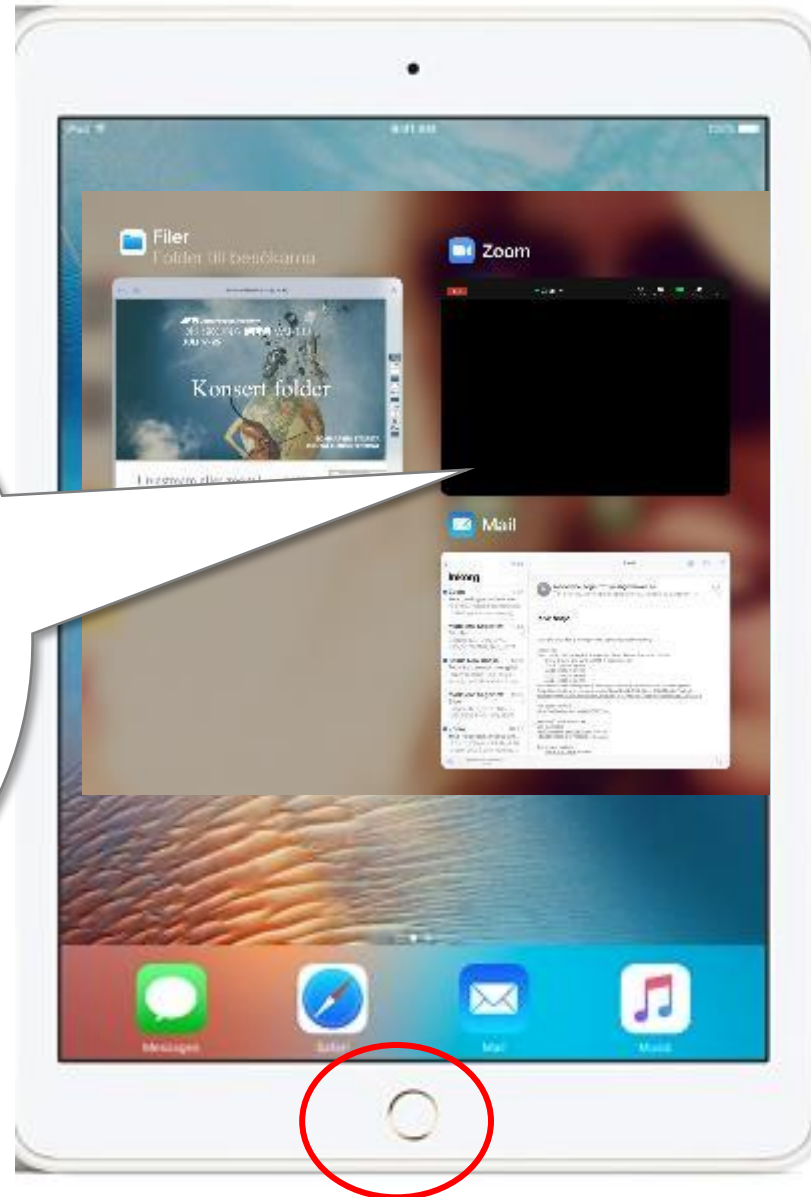




# Jump between the folder and zoom on your tablet

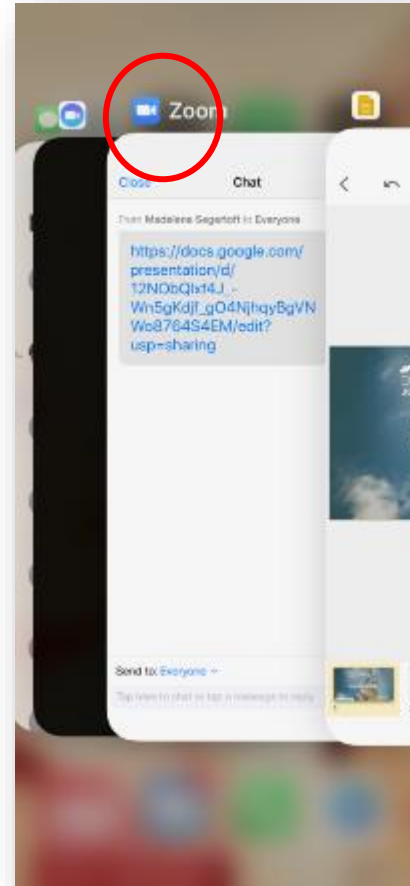
On Ipad - press the home button twice. Then you see all open windows in thumbnail, go back to zoom.

On Android tablet - press the minimize button. Then you see all open windows in thumbnail, go back to zoom.

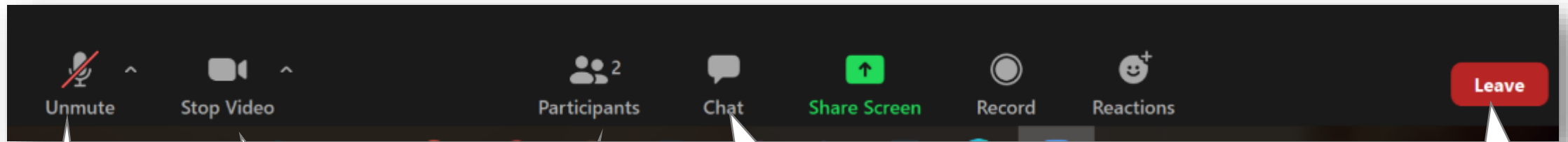


# Jump between the folder and zoom on your mobile

Press the home button twice or swipe your finger from the bottom of the screen up. You can then see all your open programs in thumbnails. Return to zoom.



# The function buttons in zoom



Turn off  
and on your  
microphone

Turn off  
and on  
your video

Rename  
yourself  
... and also see  
a list the other  
participants

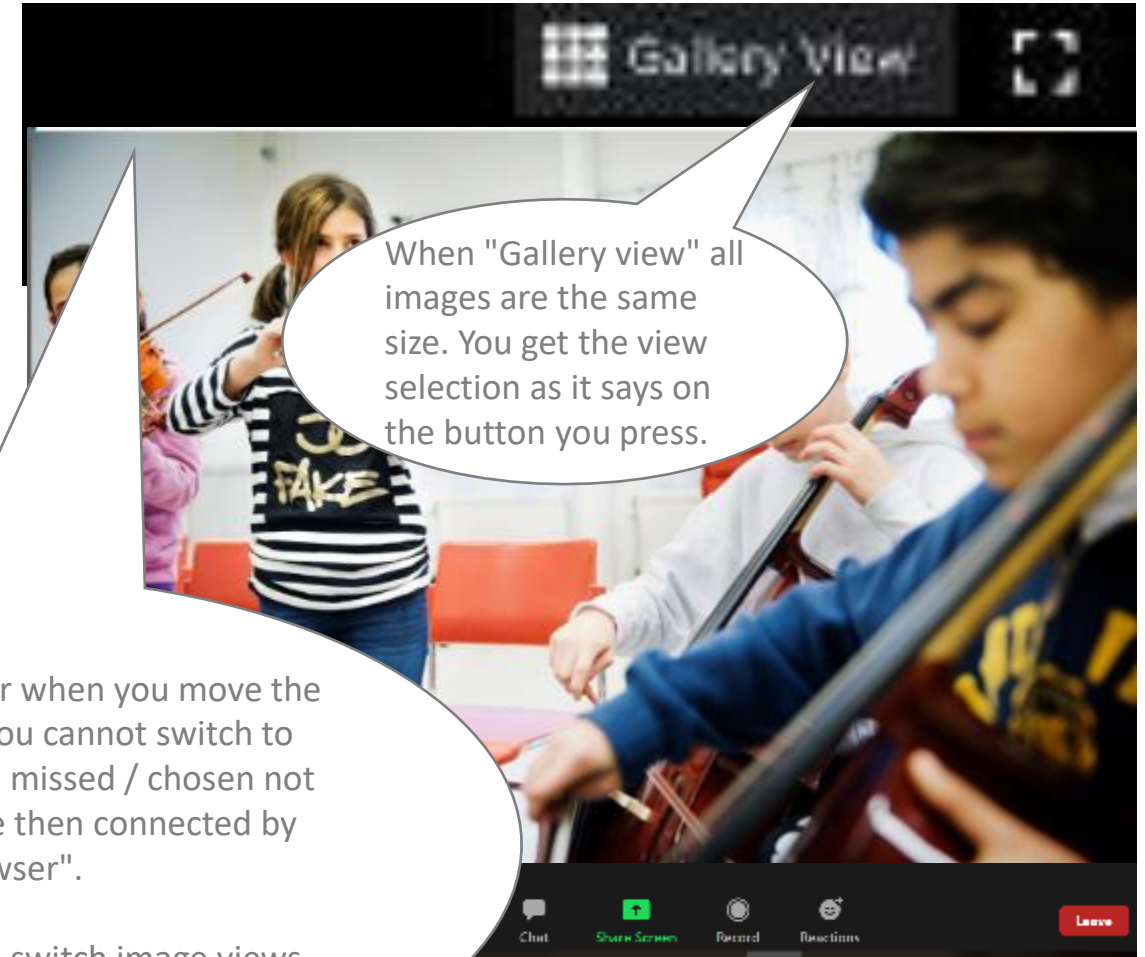
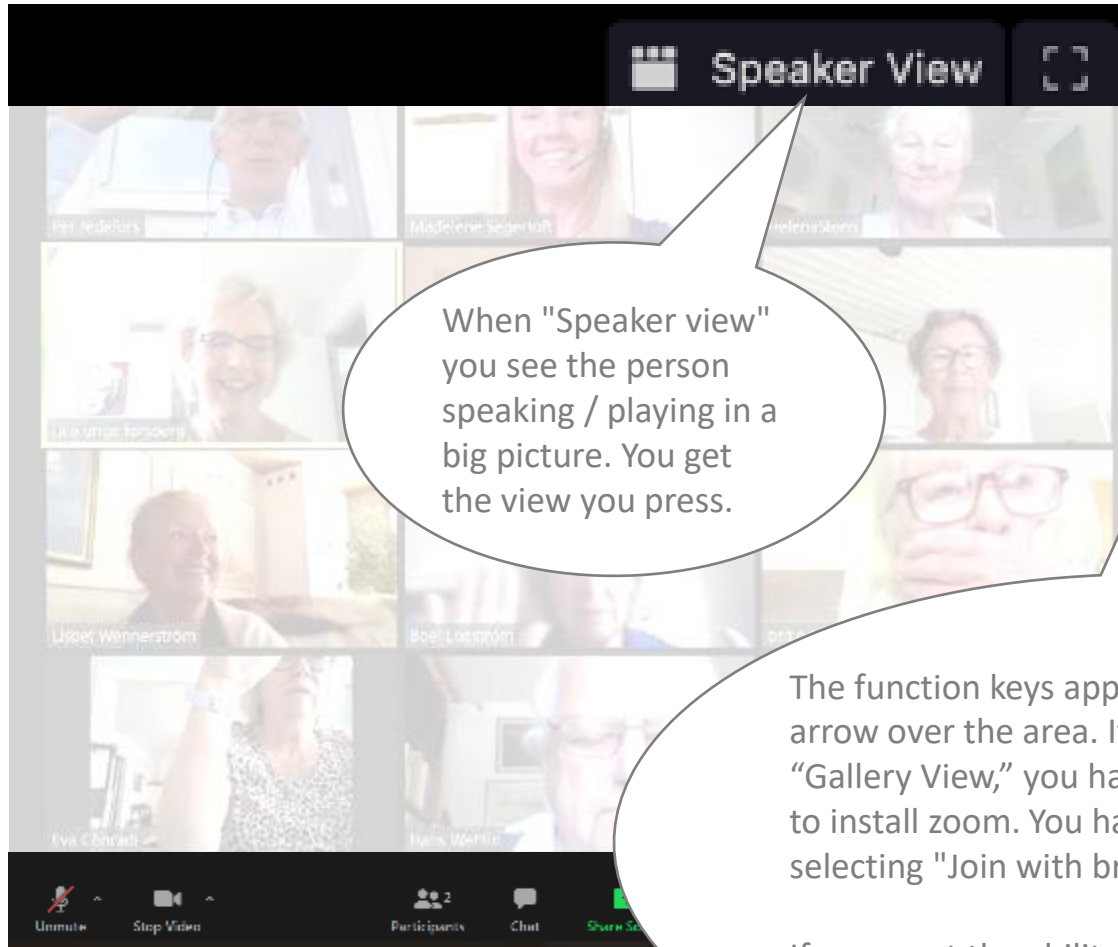
Chat where you can  
write to everyone or  
a specific person in  
the event/meeting.

Leave zoom



You can find the chat  
under "More" on a  
mobile phone / tablet

# Switch view with a computer


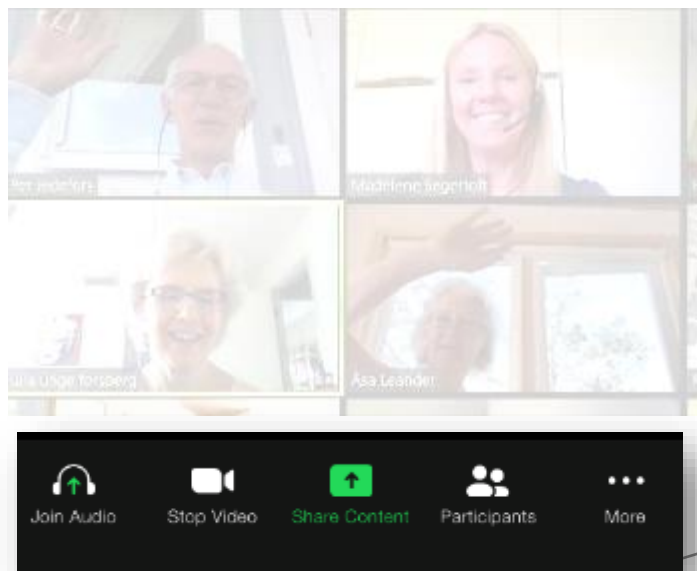


The function keys appear when you move the arrow over the area. If you cannot switch to "Gallery View," you have missed / chosen not to install zoom. You have then connected by selecting "Join with browser".

If you want the ability to switch image views, you need to select Download and run zoom.



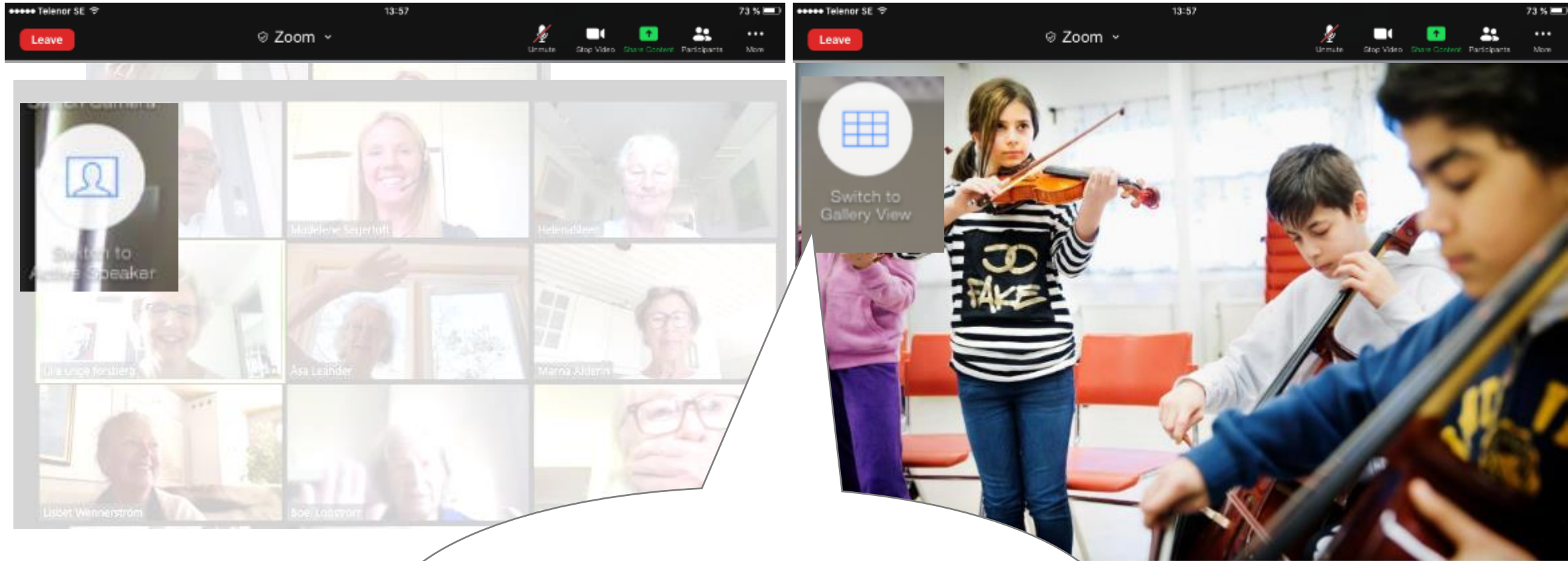
# Switch view with a mobile or Android tablet



On a mobile phone, switch between Gallery View and Speaker View by swiping your finger across the screen left or right.

You can only see four images simultaneously in Gallery View on your mobile. Keep swiping to see more pictures of four when there are more participants .


# Switch view in an Ipad



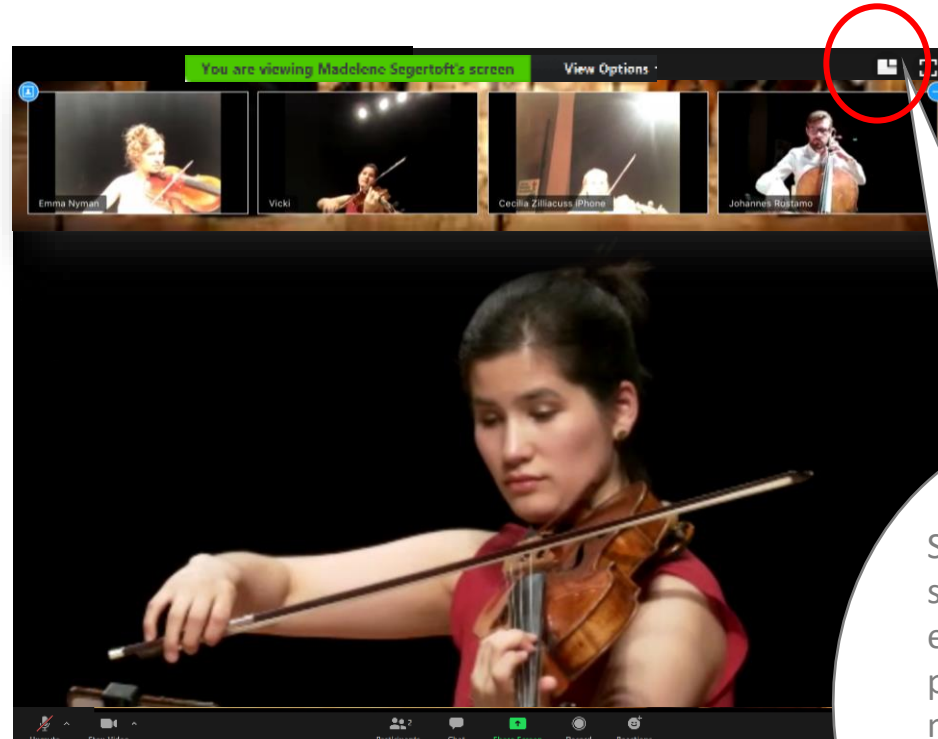
Click on the screen and it will show either "switch to Gallery Veiw" or "Switch to Speaker Veiw", depending on which view you currently have. You get the view you press to chose..

Switch between cameras  
during concerts

# Switch camera on the computer...



Chose **Speaker view**  
Dubbleclick on the  
image from the mobile  
that is next to the  
musician you want to  
take a closer look at.

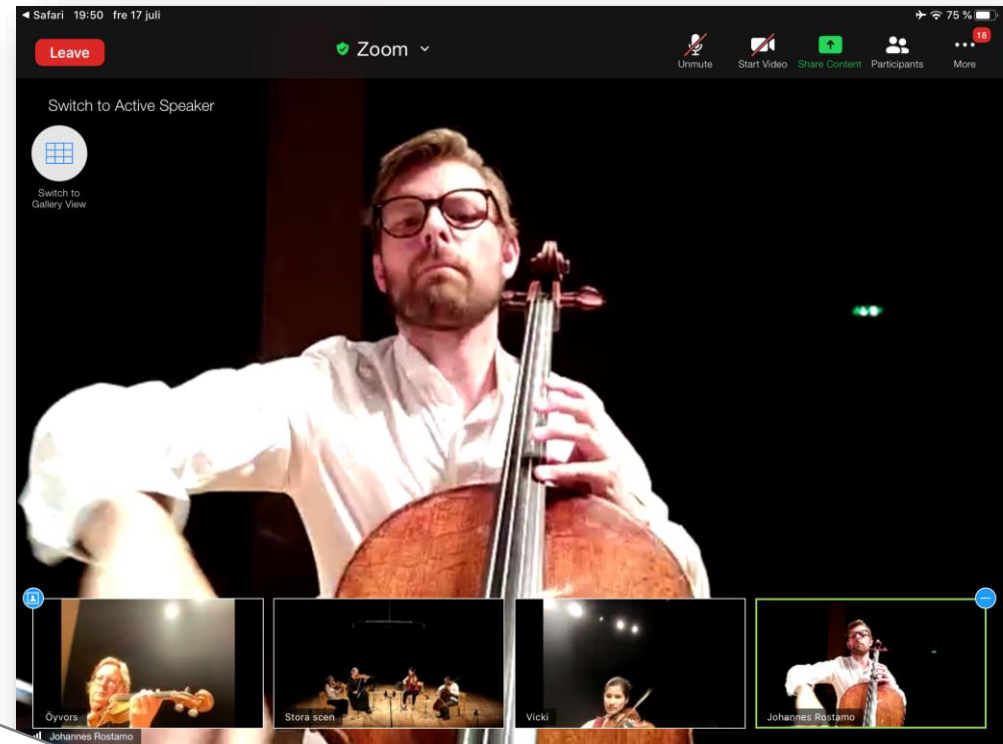
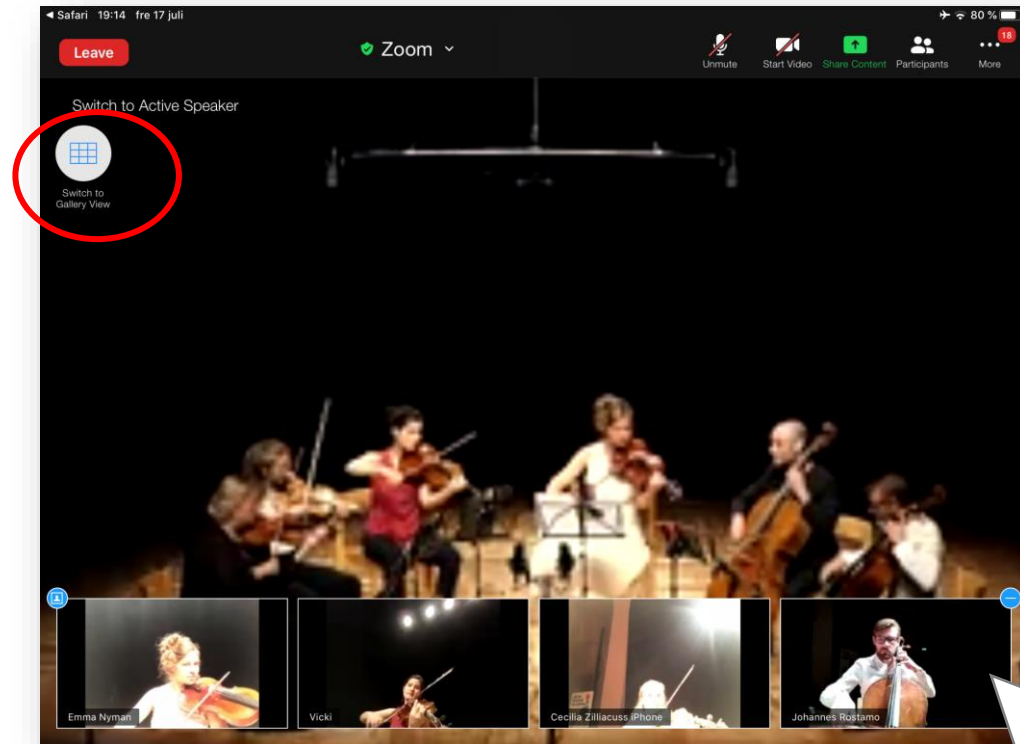


Switch between  
seeing the whole  
ensemble in a big  
picture or a single  
musician.

To change musician  
camera - dubbleclick

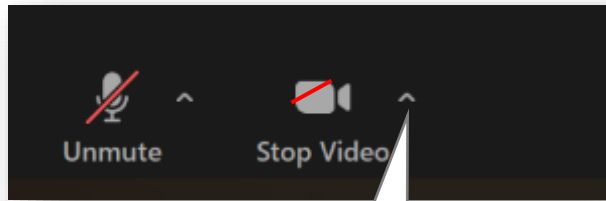


# Switch camera on the Ipad



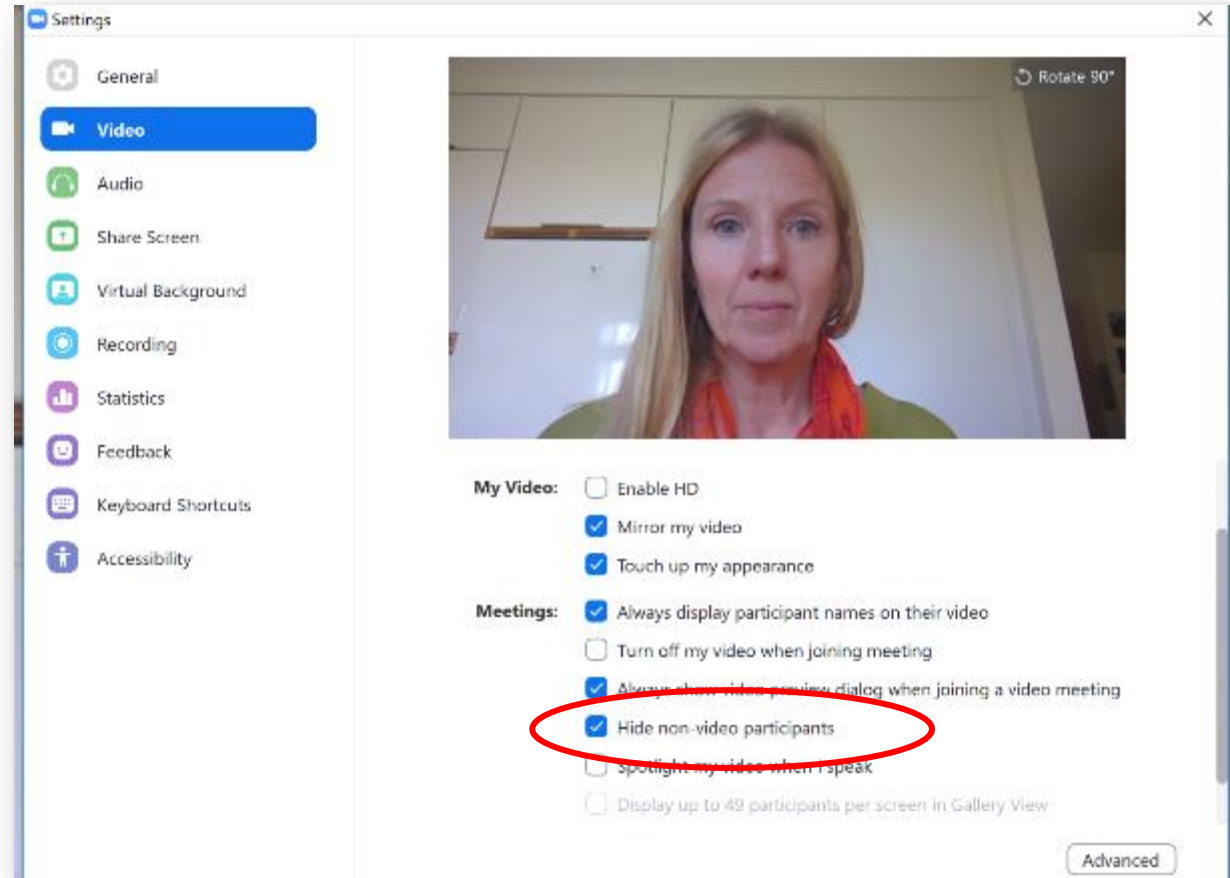
Chose **Speaker view** and point at the picture with the musician you want to look closer to..  
Point at the picture with the ensemble to change back.

# Video setting on the computer



To see only the musicians (when you have been asked to turn off your video cameras):

Go to the menu to the right of the camcorder and check Hide non-video participants. See setting in picture to the right.



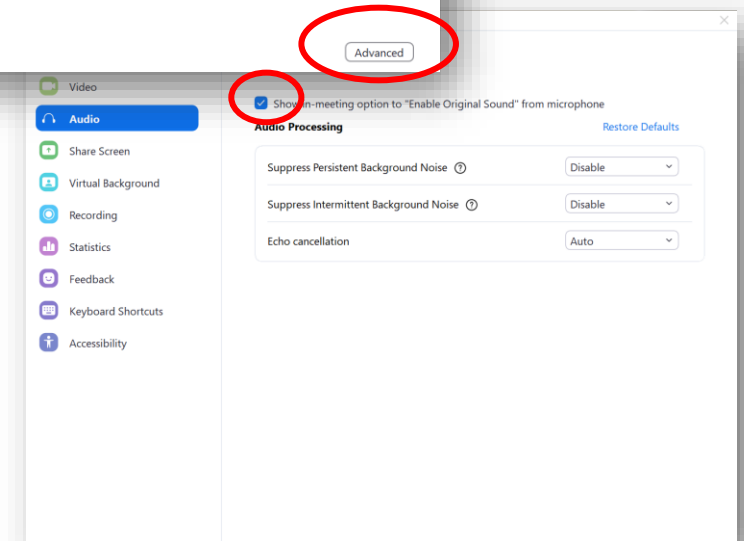
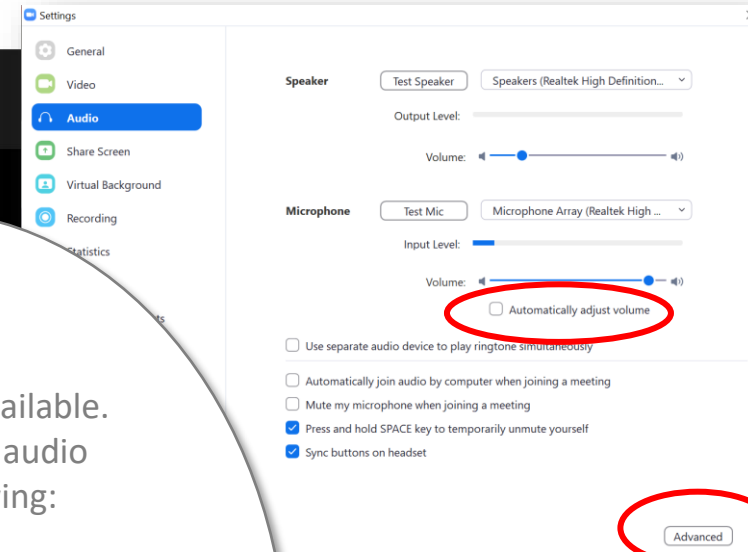
Settings for a better sound  
quality during the concerts

# How to improve computer sound quality

Select "Turn on original sound". It lights up blue and it says Turn off... when you have made the setting 😊

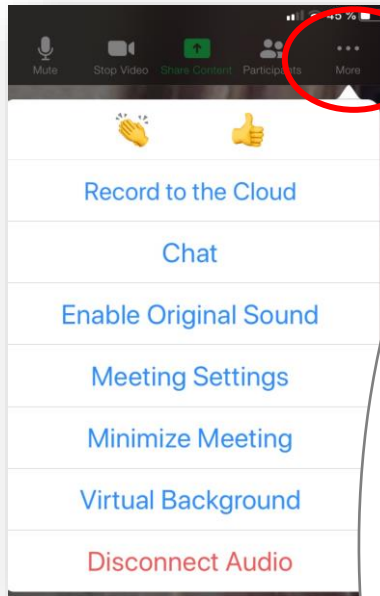
If the option is not available. You need to make an audio setting, do the following:

1. Select Audio settings in the menu to the right of the microphone symbol.
2. Make sure the box, Automatically adjust volume, is empty
3. Press the Advanced button
4. Check the Show in-meeting option to "Enable Original Sound" box.



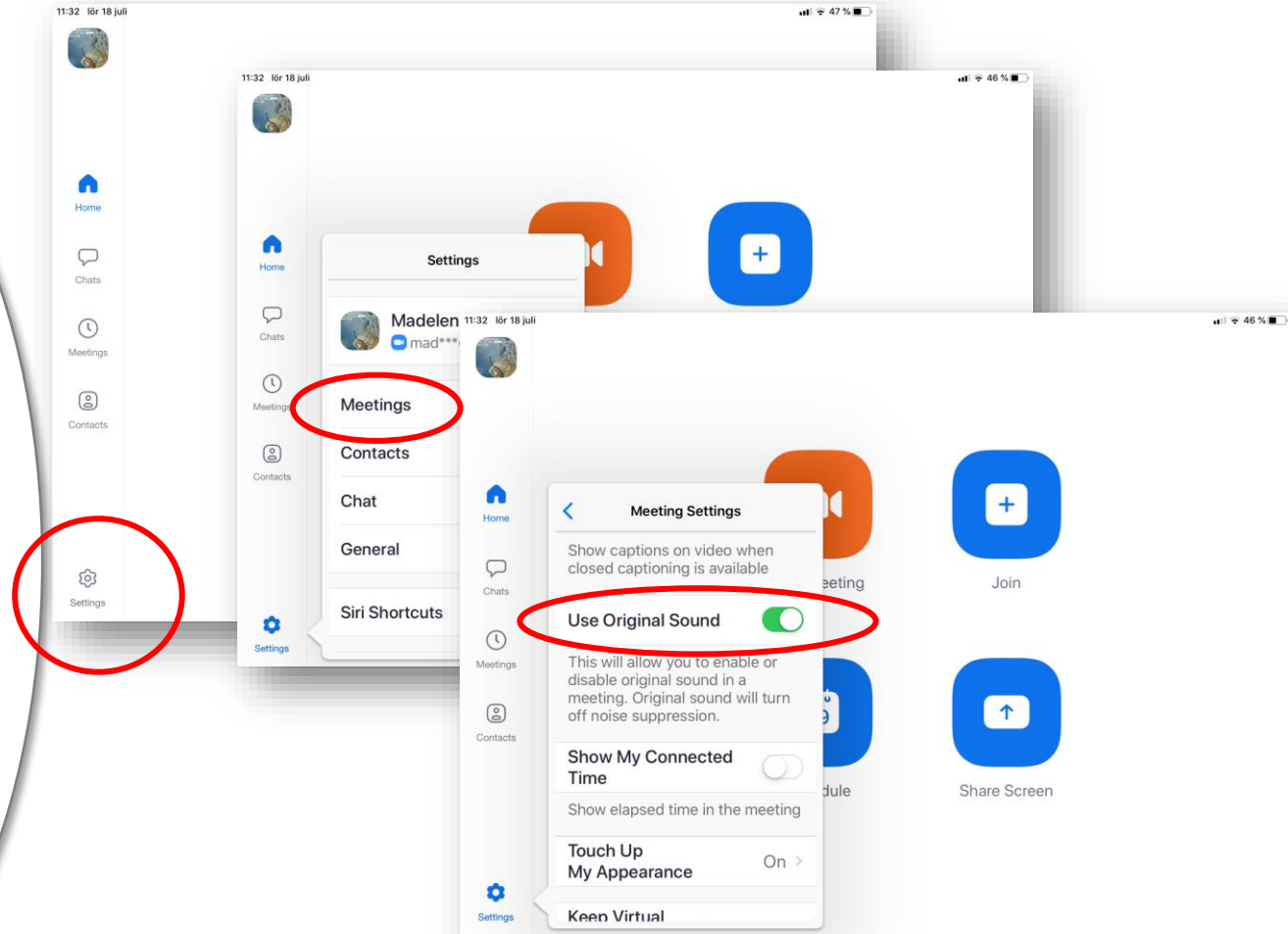


# Improve the sound quality in the Ipad




Press More and select Use Original Sound. If that option is not available to you, you need to make a setting in your zoom app, do the following:

1. Leave zoom
2. Launch the zoom app
3. Click Settings
4. Select Meeting
5. Turn on Use Original Sound.
6. Go back to the zoom link and select Use Original Sound. Good luck!



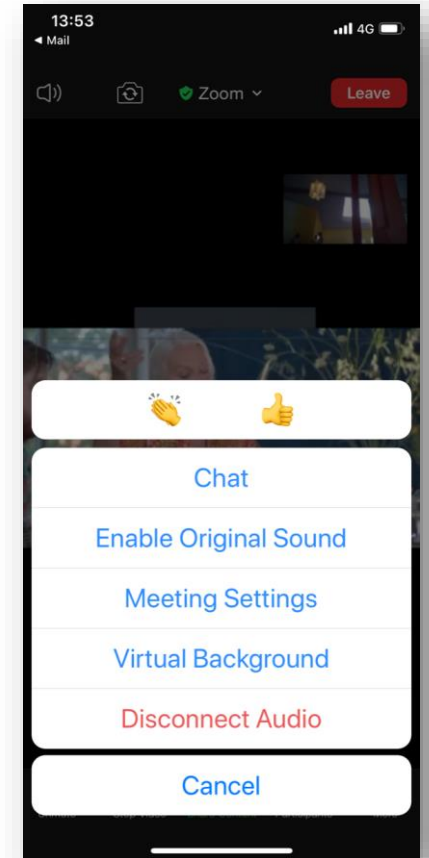
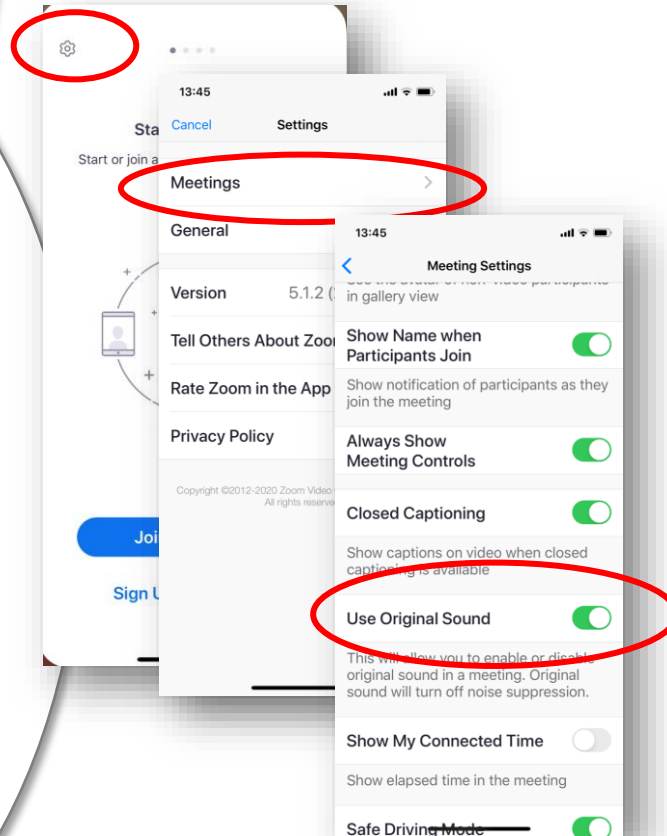
# Improve the sound quality in mobile phones



Press More and select Enable Original Sound. If that option is not available to you, you need to make a setting in your zoom app, do the following:

1. Leave zoom (press Leave).
2. Launch the zoom app
3. Click on Settings, symbol in the upper left corner see image.
4. Select Meeting
5. Turn on Use Original Sound.
6. Go back to the zoom link and select Use Original Sound.

Good luck!



Do not miss the chance to  
take part in the master  
classes

# Take part and enjoy talented students and their teachers during a masterclass



During the break, you get a chance to ask questions to the Teacher and the student 😊



Have a look around  
in the festival area

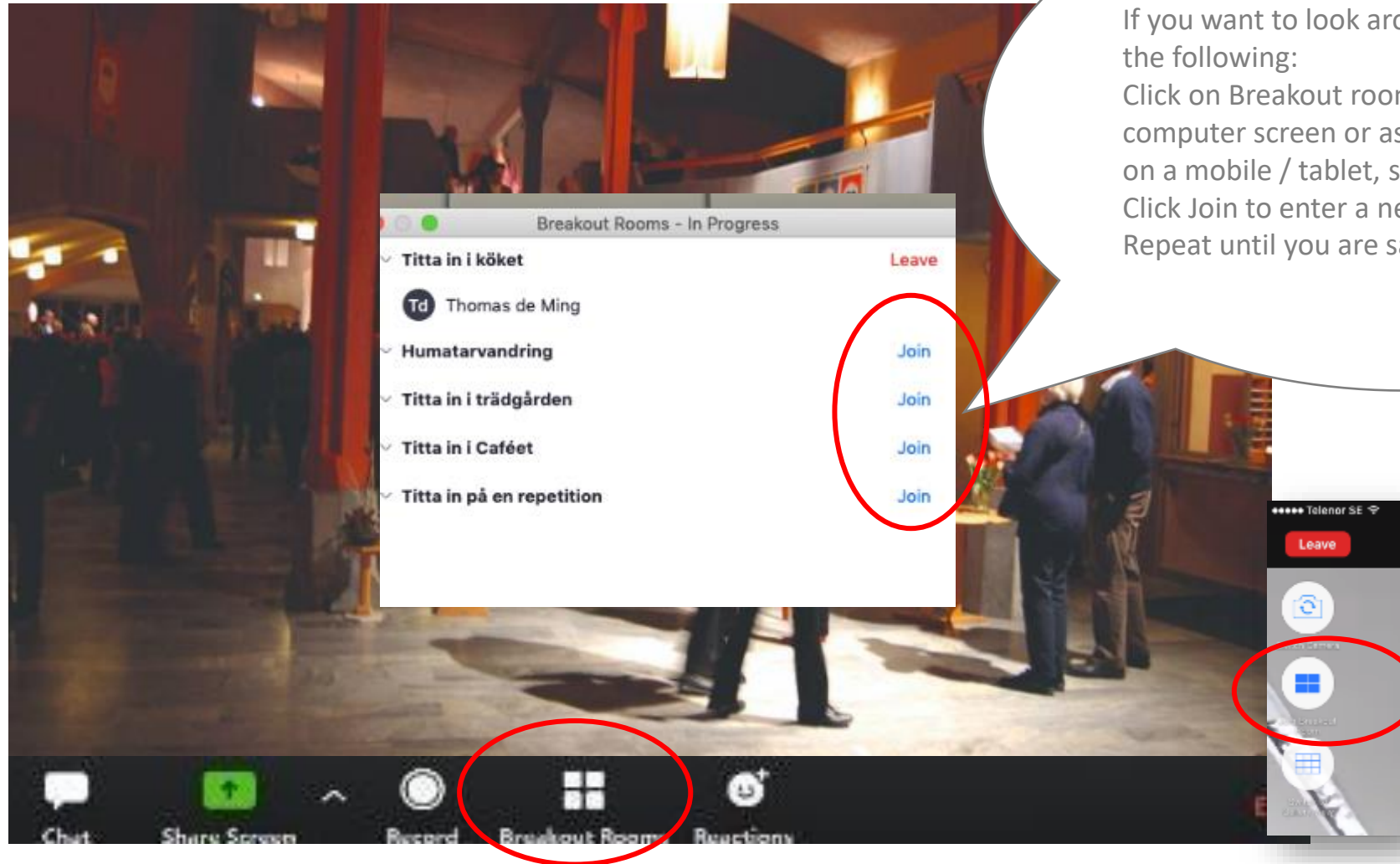
# In the "Open Foyer" you can get help to look around the festival area

On the website <https://jarnafestivalacademy.com/sv/hem/> in the program under "Views and Insights", you will find the zoom link to the Open Foyer.

The hosts in the foyer will inform you about what is possible to look in at (or out over) and then send you to different spaces and viewpoints where there may be something interesting going on or beautiful to look at. You can then jump around on your own between the "rooms". See how to do it on the next page.



# How to jump around between the "rooms"



If you want to look around on your own, do the following:  
Click on Breakout room at the bottom of the computer screen or as an icon in the image on a mobile / tablet, see image below.  
Click Join to enter a new room.  
Repeat until you are satisfied (for now)

# Go back to the foyer

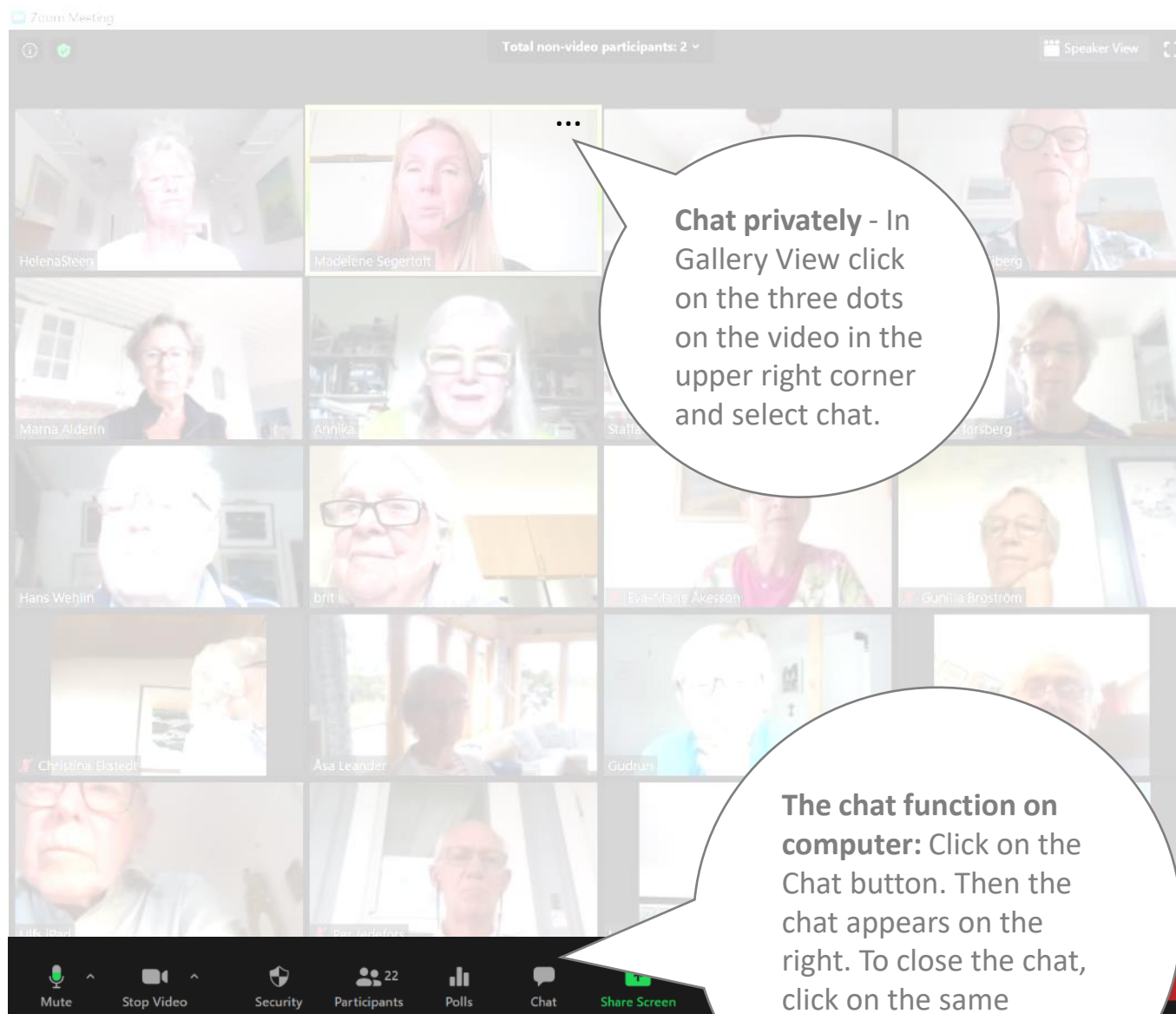


**Leave Breakout Room** - takes you back to the Foyer

**Leave Meeting** - now you leave zoom (but you can always come back)

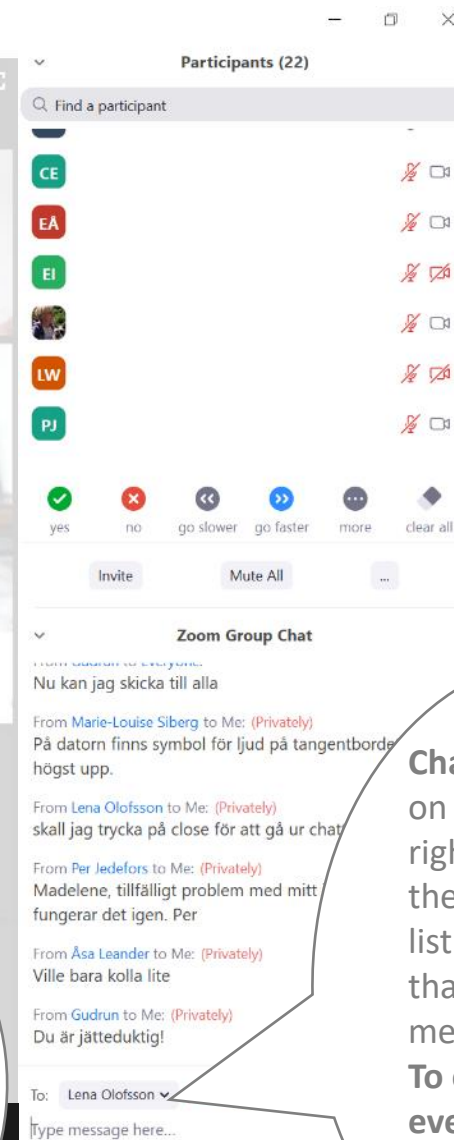
Chat directly with someone  
you recognize...





**Chat privately** - In Gallery View click on the three dots on the video in the upper right corner and select chat.

**The chat function on computer:** Click on the Chat button. Then the chat appears on the right. To close the chat, click on the same symbol again.



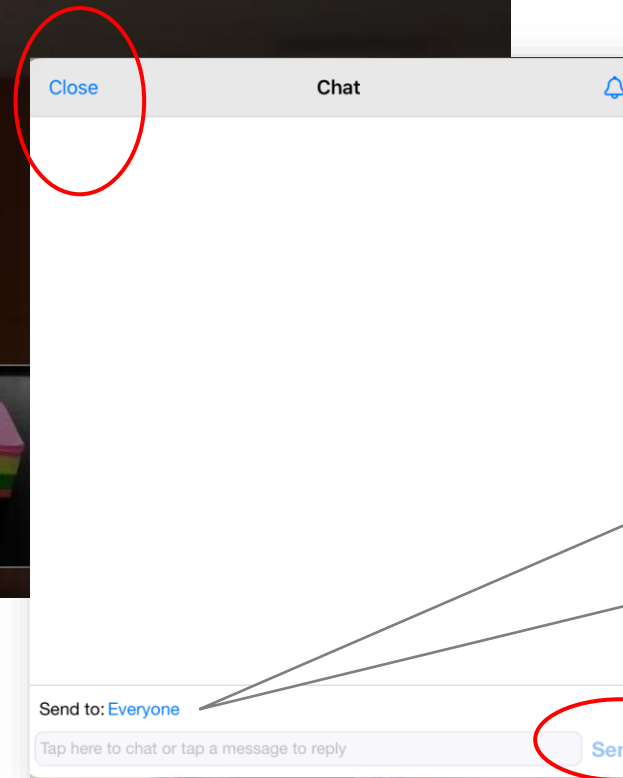
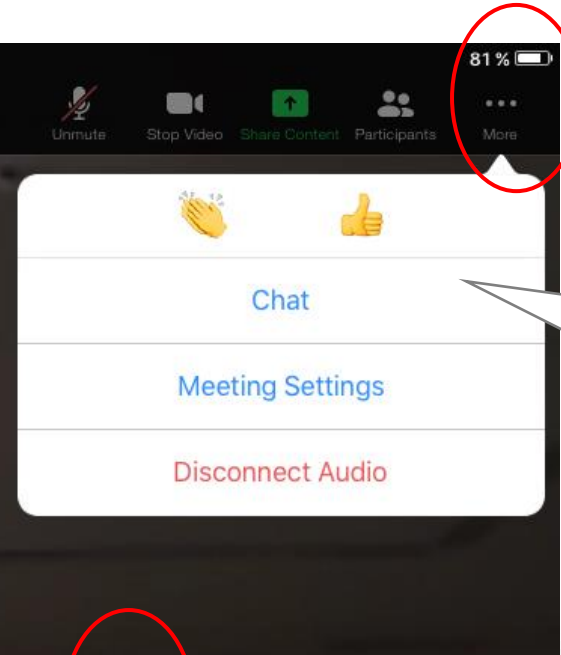
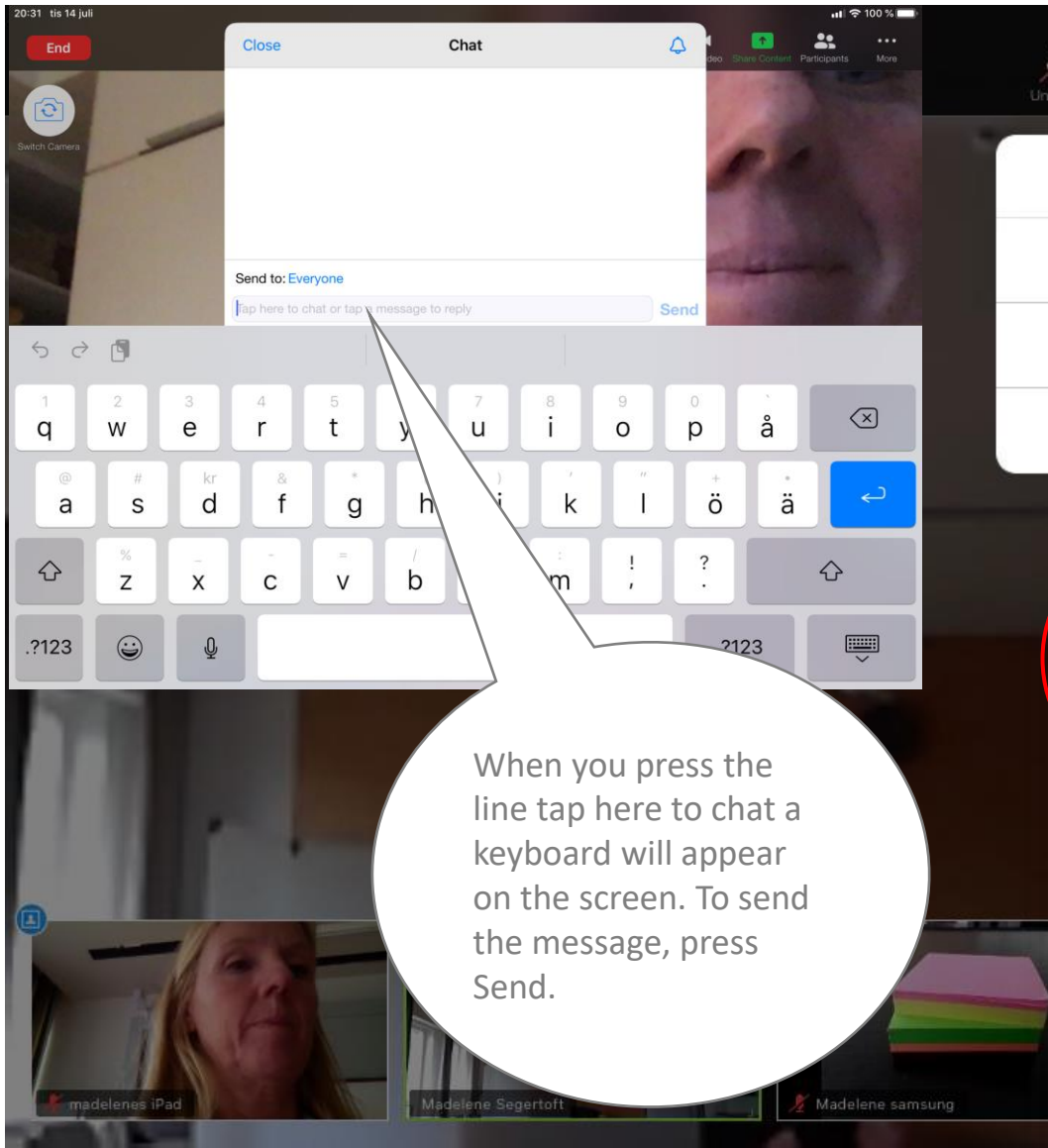
# On computer

You send your message when you press Enter (the new line key).

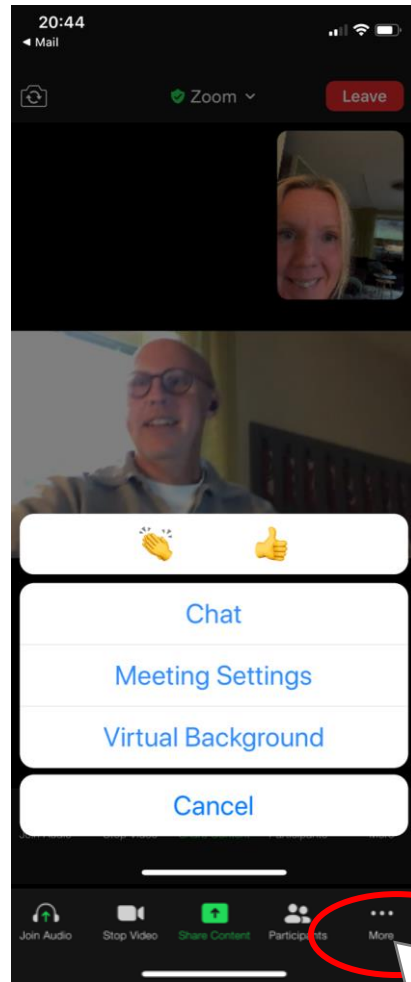
**Chat privately:** Click on the arrow to the right of "Everyone", then you will get a list of all the names that are in the meeting.

**To chat with everyone,** select "Everyone" from the list.

# On a tablet

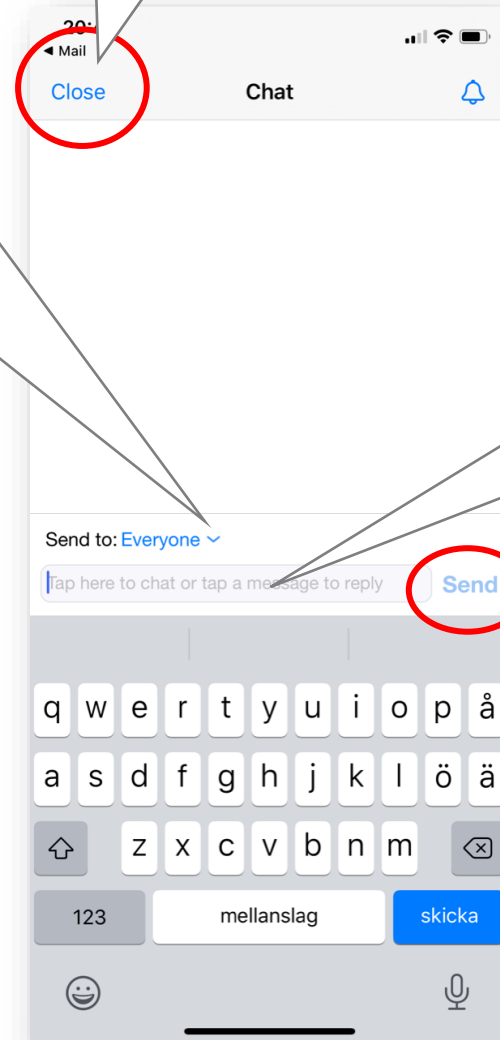


# On a mobile



**Chat privately:** Click on the arrow to the right of Everyone, then you will get a list of all names who are at the meeting. To chat with everyone again after selecting a name, select Everyone from the list.

To close the chat, press Close.



Press the More button and select Chat.

When you press on the line "tap here to chat" a keyboard appears on the screen. To send the message, press Send.

# Humatar walkings


# What is a Humatar?

Through a Humatar (a human avatar) you (and the other fellow travelers who also attend via Zoom) can move around in the beautiful environments and meet artists, chefs, gardeners and other profiles that are physically in place. You can see more about what a Humatar is for something in a small film here on the website under "Get closer to Zoom"

<https://jarnafestivalacademy.com/sv/kom-narmare-pa-zoom/>

LOR  
**18**  
JUL

**HUMATARVANDRING**  
MED THOMAS DE MING  
🕒 15.00 - 16.00  
*Evenemangstyp: Humatar*



**OM EVENEMANGET**

Kl 15.00 startar en Humatarvandring på festivalområdet där du kan gå omkring i de spännande omgivningarna. Genom en Humatar så kan du (och de andra medvandrar via Zoom) röra er i de vackra miljöerna och träffa artister, kockar, trädgårdsmästare och andra profiler som finns fysiskt på plats.

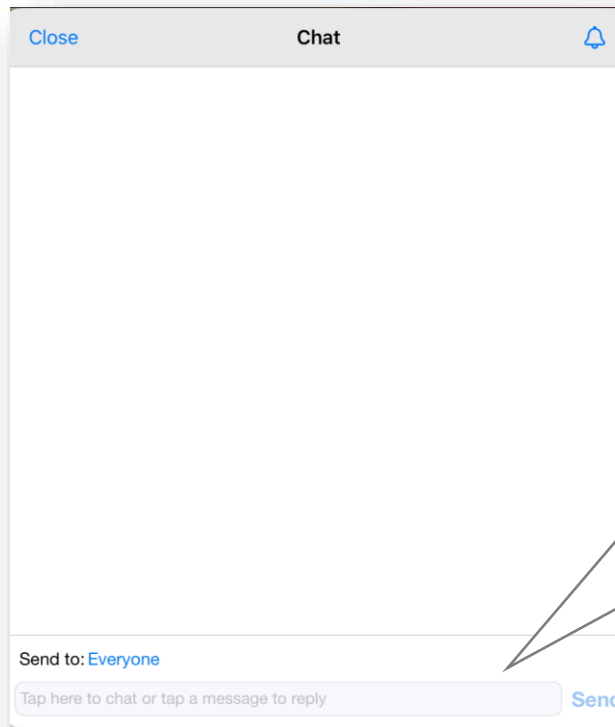
Dagens Humatar är Thomas de Ming, entreprenör, kreatör och producent av årets ZOOM-innehåll.

Du kan se mer om Humatarer i en liten film här på hemsidan under "Kom närmare på Zoom".

ZOOMLÄNK  
<https://us02web.zoom.us/j/84676905394>



# How to communicate with your Humatar



**Via the chat function**  
Write down your question or wishes in the chat readable by everyone and zoom values will notify the Humatar.

**Via Participant and Rise Hand:** Raise your hand and zoom host will invite you to turn on your sound and speak directly to the Humatar

